Supplementary Figure S2: Representative MS/MS fragmentation spectra of some prototypical peptides for GAPDH identification in periodontal and healthy salivary samples.

Pathological sample

Healthy sample

MATRIX SCIENCE **Mascot Search Results**

Peptide View

MS/MS Fragmentation of **IISNASCTTNCLAPLAK**
Found in **G3P_HUMAN** in **SwissProt**, Glyceraldehyde-3-phosphate dehydrogenase OS=Homo sapiens OX=9606 GN=GAPDH PE=1 SV=3

Match to Query 18242: 1833.897360 from(917.955956,2+) intensity(667042.8906) rtinseconds(2322.094589) index(13399)
Title: 10P_ES900-T30_g60_DDA_20.15304.15304.2 File:"10P_ES900-T30_g60_DDA_20.raw", NativeID:"controllerType=0 controllerNumber=1 scan=15304"
Data file \\CIGS49\Local_Archive\MOD7\20230915\LCMSEXP\0959\10P_ES900-T30_g60_DDA_20.mgf

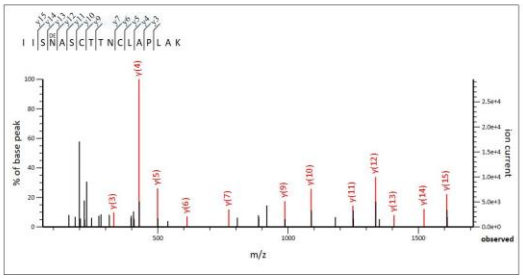

MATRIX SCIENCE **Mascot Search Results**

Peptide View

MS/MS Fragmentation of **IISNASCTTNCLAPLAK**
Found in **G3P_HUMAN** in **SwissProt**, Glyceraldehyde-3-phosphate dehydrogenase OS=Homo sapiens OX=9606 GN=GAPDH PE=1 SV=3

Match to Query 19144: 1832.911590 from(917.463071,2+) intensity(1377835.9961) rtinseconds(2067.299827) index(11934)
Title: 10S_ES900-T30_g60_DDA_13.13628.13628.2 File:"10S_ES900-T30_g60_DDA_13.raw", NativeID:"controllerType=0 controllerNumber=1 scan=13628"
Data file C:\Data\SCRATCH\10S_ES900-T30_g60_DDA_13.mgf

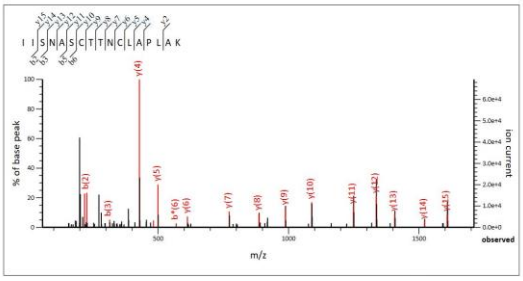

MATRIX SCIENCE **Mascot Search Results**

Peptide View

MS/MS Fragmentation of **VGVNGFGR**
Found in **G3P_HUMAN** in **SwissProt**, Glyceraldehyde-3-phosphate dehydrogenase OS=Homo sapiens OX=9606 GN=GAPDH PE=1 SV=3

Match to Query 1166: 804.424026 from(403.219289,2+) intensity(16355760.1269) rtinseconds(1239.897869) index(5643)
Title: 10P_ES900-T30_g60_DDA_20.7160.7160.2 File:"10P_ES900-T30_g60_DDA_20.raw", NativeID:"controllerType=0 controllerNumber=1 scan=7160"
Data file \\CIGS49\Local_Archive\MOD7\20230915\LCMSEXP\0959\10P_ES900-T30_g60_DDA_20.mgf

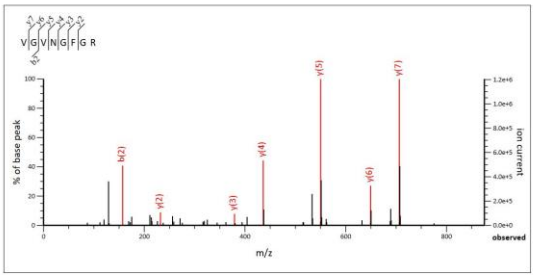

MATRIX SCIENCE **Mascot Search Results**

Peptide View

MS/MS Fragmentation of **VGVNGFGR**
Found in **G3P_HUMAN** in **SwissProt**, Glyceraldehyde-3-phosphate dehydrogenase OS=Homo sapiens OX=9606 GN=GAPDH PE=1 SV=3

Match to Query 1330: 804.423554 from(403.219053,2+) intensity(1957413.9697) rtinseconds(1202.413734) index(5692)
Title: 10S_ES900-T30_g60_DDA_13.7063.7063.2 File:"10S_ES900-T30_g60_DDA_13.raw", NativeID:"controllerType=0 controllerNumber=1 scan=7063"
Data file C:\Data\SCRATCH\10S_ES900-T30_g60_DDA_13.mgf

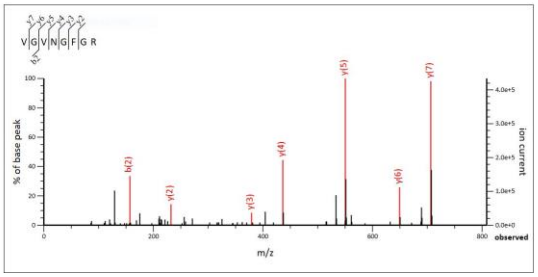

MATRIX SCIENCE **Mascot Search Results**

Peptide View

MS/MS Fragmentation of **LISWYDNEFGYSNR**
Found in **G3P_HUMAN** in **SwissProt**, Glyceraldehyde-3-phosphate dehydrogenase OS=Homo sapiens OX=9606 GN=GAPDH PE=1 SV=3

Match to Query 17265: 1762.797294 from(882.405923,2+) intensity(42476215.9902) rtinseconds(3005.845924) index(18257)
Title: 10P_ES900-T30_g60_DDA_20.20405.20405.2 File:"10P_ES900-T30_g60_DDA_20.raw", NativeID:"controllerType=0 controllerNumber=1 scan=20405"
Data file \\CIGS49\Local_Archive\MOD7\20230915\LCMSEXP\0959\10P_ES900-T30_g60_DDA_20.mgf

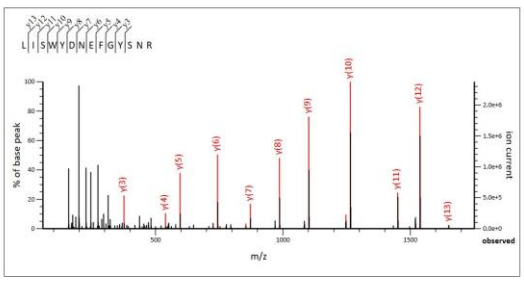

MATRIX SCIENCE **Mascot Search Results**

Peptide View

MS/MS Fragmentation of **LISWYDNEFGYSNR**
Found in **G3P_HUMAN** in **SwissProt**, Glyceraldehyde-3-phosphate dehydrogenase OS=Homo sapiens OX=9606 GN=GAPDH PE=1 SV=3

Match to Query 18223: 1762.796272 from(882.405412,2+) intensity(20493505.2324) rtinseconds(3003.857388) index(18679)
Title: 10S_ES900-T30_g60_DDA_13.20712.20712.2 File:"10S_ES900-T30_g60_DDA_13.raw", NativeID:"controllerType=0 controllerNumber=1 scan=20712"
Data file C:\Data\SCRATCH\10S_ES900-T30_g60_DDA_13.mgf

